

LiFe4838P

Please Note: The below specifications are valid for all LiFe4838P batteries with a serial number of L00006000 or later, please refer to pages 3 & 4 for all batteries with serials earlier than this number.



Offering 15% greater capacity, this newest addition to the LiFe series integrates our latest generation II battery management system (BMS). Advanced characteristics, battery maintenance and diagnosis makes this battery more intuitive than ever before.

- ⚡ Fast Charging
- 🔧 Advanced Status LED
- ⚙️ Generation II BMS
- ↗️ 15% Increased Capacity

LiFe4838P (Post L00006000)

Nominal DC Voltage	51.2V
Operational Voltage Window	40V to 58.4V
Nominal Capacity	3.8kWh / 74.2Ah
Usable Capacity	3.8kWh
Recommended Usable Capacity	3.04kWh
Depth of Discharge	Up to 100%
Recommended Depth of Discharge	80% or less
Continuous Discharge C-Rate	0.84C
Continuous Discharge Current	63A
Continuous Discharge Power	3.22kW
Maximum Discharge (Limited by K-Curve Circuit Breaker) (Refer to Install Manual for circuit breaker characteristics)	63A (3.22kW)
Maximum Charge Current	63A
Warrantable Charge Current	39A
Warrantable Charge Power	2kW
Battery Fault Current	250A
Circuit Breaker (K-Curve)	2-Pole 63A 360VDC
Lithium Composition	Lithium Ferro Phosphate (LiFePO4 or LFP)
Operating Temperature Range	Charge: 4° to 51°C / Discharge -6° to 56°C
Ideal Operating Temperature Range	15° to 30°C
Recommended Maximum Ambient Temperature Range	-10° to 50°C
Operating Humidity	Up to 85% - Non-condensating
BMS Over-Volt Cell Level Protection	3.65V



Specifications correct at time of publication and are subject to change. Refer to website for latest information.

BMS Under-Volt Cell Level Protection	2.5V
BMS Over-Temp Cut Off	55°C
Self Discharge	<14% Per Annum
Altitude	< 2000m (seek manufacturers advice above 2000m)
Battery Mounting Options	Standard 19" Rack Mount / Horizontal / Vertical
Terminal Connections	Amphenol Surlok 100A Non-keyed
IP Rating	IP40
Efficiency	>96%
Cooling	Natural convection
Parallel Connection	Unlimited - Refer to Manufacturer
Series Connection	Not Permitted
Alarm Output	Normally Closed. Volt-free, 100mA 60V Max
Communications	Alarm Output
Module Weight	43kg
Battery Dimensions	635mm D x 439mm W x 88mm H
Certifications	Battery Cell: UL 1642, IEC 62619:2017 Battery Pack: IEC 62619:2017, UN38.3, IEC 61000-6-3:2020, IEC 62368-1:2018
Warranty	10 Years (conditions apply)

Connected PCE Programming Requirements

Shutdown DC Voltage (No Load)	50V
Shutdown DC Voltage (0.5C)	48V
Recovery / Restart Voltage	52V
Continuous Charge Voltage	55.7V
Continuous Charge Transition	Battery is considered full after battery is absorbing less than 0.5% of maximum charge current after being held at specified charge voltage for 30 minutes minimum.
Float Voltage Cyclic (Short Term Float) (Example Solar Application)	55.7V
Float Voltage Standby (Long Term Float) (Example UPS Application)	55.2V
Charge Current	46A
Peukert Exponent	1.02
Shutdown SoC Recommended	20%
Calibration to 100%	Every 7 days or more frequent where possible. (Ensures cell balancing is performed and keeps external SoC counter more accurate)

Specifications correct at time of publication and are subject to change. Refer to website for latest information.






LiFe4838P

Please Note: The below specifications are valid for all LiFe4838P batteries with a serial number of L00005999 or earlier, please refer to pages 1 & 2 for all batteries with serials later than this number.



Offering 15% greater capacity, this newest addition to the LiFe series integrates our latest generation II battery management system (BMS). Advanced characteristics, battery maintenance and diagnosis makes this battery more intuitive than ever before.

-  Fast Charging
-  Advanced Status LED
-  Generation II BMS
-  15% Increased Capacity

LiFe4838P (Pre L00006000)

Nominal DC Voltage	51.2V
Operational Voltage Window	40V to 58.4V
Nominal Capacity	3.8kWh / 74.2Ah
Usable Capacity	3.8kWh1
Recommended Usable Capacity	3.04kWh
Depth of Discharge	Up to 100%
Recommended Depth of Discharge	80% or less
Continuous Discharge C-Rate	0.84C
Continuous Discharge Current	63A
Continuous Discharge Power	3.22kW
Maximum Discharge (Limited by K-Curve Circuit Breaker) (Refer to Install Manual for circuit breaker characteristics)	63A (3.22kW)
Maximum Charge Current	63A
Warrantable Charge Current	39A
Warrantable Charge Power	2kW
Battery Fault Current	250A
Circuit Breaker (K-Curve)	2-Pole 63A 360VDC
Lithium Composition	Lithium Ferro Phosphate (LiFePO4 or LFP)
Operating Temperature Range	Charge: 4° to 51°C / Discharge -6° to 56°C
Ideal Operating Temperature Range	15° to 30°C
Recommended Maximum Ambient Temperature Range	-10° to 50°C
Operating Humidity	Up to 85% - Non-condensating
BMS Over-Volt Cell Level Protection	3.65V
BMS Under-Volt Cell Level Protection	2.5V
BMS Over-Temp Cut Off	55°C
Self Discharge	<14% Per Annum
Altitude	< 2000m (seek manufacturers advice above 2000m)



Specifications correct at time of publication and are subject to change. Refer to website for latest information.

Battery Mounting Options	Standard 19" Rack Mount / Horizontal / Vertical
Terminal Connections	Amphenol Surlok 100A Non-keyed
IP Rating	IP40
Efficiency	>96%
Cooling	Natural convection
Parallel Connection	Unlimited - Refer to Manufacturer
Series Connection	Not Permitted
Alarm Output	Normally Closed. Volt-free, 100mA 60V Max
Communications	Alarm Output
Module Weight	43kg
Battery Dimensions	635mm D x 439mm W x 88mm H
Certifications	Battery Cell: UL 1642, IEC 62619:2017
	Battery Pack: IEC 62619:2017, UN38.3, IEC 61000-6-3:2020, IEC 62368-1:2018
Warranty	10 Years (conditions apply)

Connected PCE Programming Requirements

Shutdown DC Voltage @0.5C	48.0V
Shutdown Voltage Recommended	50.2V
Recovery / Restart Voltage	52V
Continuous Charge Voltage	56.4V
Continuous Charge Transition	Battery is considered full after battery is absorbing less than 1% of maximum charge current after being held at specified charge voltage for 30minutes minimum.
Float Voltage Cyclic (Short Term Float) (Example Solar Application)	56.4V
Float Voltage Standby (Long Term Float) (Example UPS Application)	55.8V
Charge Current	39A
Peukert Exponent	1.02
Shutdown SoC Recommended	20%
Calibration to 100%	Every 7 days or more frequent where possible. (Ensures cell balancing is performed and keeps external SoC counter more accurate)

Specifications correct at time of publication and are subject to change. Refer to website for latest information.

